

# Machine Learning 2

## 2. Gaussian Process Models (GPs)

Lars Schmidt-Thieme

Information Systems and Machine Learning Lab (ISMLL)  
Institute for Computer Science  
University of Hildesheim, Germany

# Syllabus

## A. Advanced Supervised Learning

- Tue. 5.4. (1) A.1 Generalized Linear Models
- Tue. 12.4. (2) A.2 Gaussian Processes
- Tue. 19.4. (3) A.3 Advanced Support Vector Machines
- Tue. 26.4. (4) A.4 Neural Networks
- Tue. 3.5. (5) A.5 Ensembles
- Tue. 10.5. (6) A.5b Ensembles (ctd.)
- Tue. 17.5. (7) A.6 Sparse Linear Models — L1 regularization
- Tue. 24.5. — — Pentecoste Break —
- Tue. 31.5. (8) A.6b Sparse Linear Models — L1 regularization (ctd.)
- Tue. 7.6. (9) A.7. Sparse Linear Models — Further Methods

## B. Complex Predictors

- Tue. 14.6. (10) B.1 Latent Dirichlet Allocation (LDA)
- Tue. 21.6. (11) B.1b Latent Dirichlet Allocation (LDA; ctd.)
- Tue. 28.6. (12) B.2 Deep Learning
- Tue. 5.7. (13) Questions and Answers

# Outline

1. GPs for Regression
2. GPs for Classification

# Outline

1. GPs for Regression

2. GPs for Classification

# Gaussian Process Model

Gaussian Processes describe

- ▶ the **vector**  $y := (y_1, \dots, y_N)^T$  of all targets
- ▶ as a sample from a **normal distribution**
- ▶ where targets of different instances are **correlated by a kernel**  $\Sigma$ :
- ▶ and thus depend on the **matrix**  $X$  of all predictors:

$$y \mid X \sim \mathcal{N}(y \mid \mu(X), \Sigma(X))$$

with

$$\begin{aligned} \mu(X)_n &:= m(x_n) \\ \Sigma(X)_{n,m} &:= k(x_n, x_m), \quad n, m \in \{1, \dots, N\} \end{aligned}$$

with a **kernel function**  $k$  and **mean function**  $m$  (often  $m = 0$ ).

# Kernels

The kernel  $k$  measures how much targets  $y, y'$  correlate given their predictors  $x, x'$ .

Example: **squared exponential kernel**

$$k(x, x') := \sigma_f^2 e^{-\frac{1}{2\ell^2} \|x-x'\|^2}$$

with **kernel (hyper)parameters**

$\ell$  horizontal length scale ( $x$ )

$\sigma_f^2$  vertical variation ( $y$ )

# Conditional Distributions of Multivariate Normals

Let  $y_A, y_B$  be jointly Gaussian

$$y := \begin{pmatrix} y_A \\ y_B \end{pmatrix} \sim \mathcal{N}\left(\begin{pmatrix} y_A \\ y_B \end{pmatrix} \mid \begin{pmatrix} \mu_A \\ \mu_B \end{pmatrix}, \begin{pmatrix} \Sigma_{AA} & \Sigma_{AB} \\ \Sigma_{BA} & \Sigma_{BB} \end{pmatrix}\right)$$

then the **conditional distribution** is

$$p(y_B \mid y_A) = \mathcal{N}(y_B \mid \mu_{B|A}, \Sigma_{B|A})$$

with

$$\mu_{B|A} := \mu_B + \Sigma_{BA} \Sigma_{AA}^{-1} (y_A - \mu_A)$$

$$\Sigma_{B|A} := \Sigma_{BB} - \Sigma_{BA} \Sigma_{AA}^{-1} \Sigma_{AB}$$

## Predictions w/o Noise

Let  $y, X$  be the training data,  
 $X_*$  be the test data and  
 $y_*$  be the test targets to predict.

$$\begin{pmatrix} y \\ y_* \end{pmatrix} \mid X, X_* \sim \mathcal{N}\left(\begin{pmatrix} y \\ y_* \end{pmatrix} \mid \begin{pmatrix} \mu \\ \mu_* \end{pmatrix}, \begin{pmatrix} \Sigma & \Sigma_* \\ \Sigma_*^T & \Sigma_{**} \end{pmatrix}\right)$$

with

$$\begin{aligned} \mu &:= m(X), & \mu_* &:= m(X_*) \\ \Sigma &:= k(X, X), & \Sigma_* &:= k(X, X_*), & \Sigma_{**} &:= k(X_*, X_*) \end{aligned}$$

Then

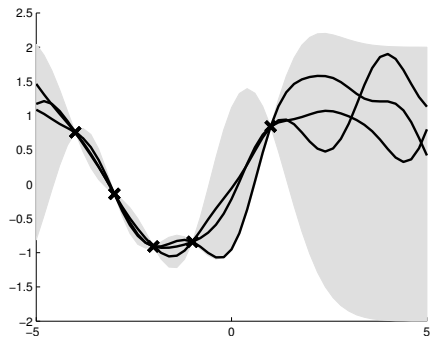
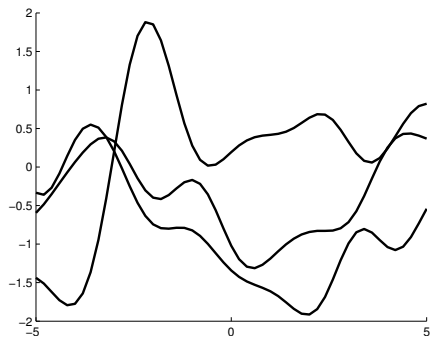
$$p(y_* \mid y) = \mathcal{N}(y_* \mid \tilde{\mu}_*, \tilde{\Sigma}_*)$$

with

$$\begin{aligned} \tilde{\mu}_* &:= \mu_* + \Sigma_*^T \Sigma^{-1} (y - \mu) \\ \tilde{\Sigma}_* &:= \Sigma_{**} - \Sigma_*^T \Sigma^{-1} \Sigma_* \end{aligned}$$



# Example w/o Noise



Without noise the data is interpolated.

[Mur12, fig. 15.2]

# Predictions with Noise

No noise:

$$\Sigma := K$$

With noise:

$$\Sigma := K + \sigma_y^2 I$$

Then as before

$$p(y_* | y) = \mathcal{N}(y_* | \tilde{\mu}_*, \tilde{\Sigma}_*)$$

now with

$$\begin{aligned}\tilde{\mu}_* &:= \mu_* + K_*^T (K + \sigma_y^2 I)^{-1} (y - \mu) \\ \tilde{\Sigma}_* &:= K_{**} + \sigma_y^2 I - K_*^T (K + \sigma_y^2 I)^{-1} K_*\end{aligned}$$

where

$$K := k(X, X), \quad K_* := k(X, X_*), \quad K_{**} := k(X_*, X_*)$$

# Predictions with Noise, Zero Means

$$p(y_* | y) = \mathcal{N}(y_* | \tilde{\mu}_*, \tilde{\Sigma}_*)$$

with

$$\begin{aligned}\tilde{\mu}_* &:= \mu_* + K_*^T (K + \sigma_y^2 I)^{-1} (y - \mu) \\ \tilde{\Sigma}_* &:= K_{**} + \sigma_y^2 I - K_*^T (K + \sigma_y^2 I)^{-1} K_*\end{aligned}$$

With  $m = 0$ :

$$p(y_* | y) = \mathcal{N}(y_* | \tilde{\mu}_*, \tilde{\Sigma}_*)$$

with

$$\begin{aligned}\tilde{\mu}_* &:= K_*^T (K + \sigma_y^2 I)^{-1} y \\ \tilde{\Sigma}_* &:= K_{**} + \sigma_y^2 I - K_*^T (K + \sigma_y^2 I)^{-1} K_*\end{aligned}$$

# Prediction for a single instance

$$p(y_* | y) = \mathcal{N}(y_* | \tilde{\mu}_*, \tilde{\Sigma}_*)$$

with

$$\tilde{\mu}_* := K_*^T (K + \sigma_y^2 I)^{-1} y$$

$$\tilde{\Sigma}_* := K_{**} + \sigma_y^2 I - K_*^T (K + \sigma_y^2 I)^{-1} K_*$$

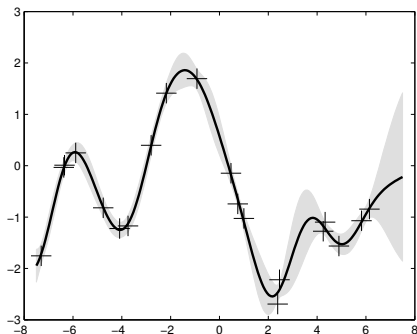
Prediction  $\hat{y}$  for a single instance  $x$ :

$$\hat{y}(x) := k_*^T (K + \sigma_y^2 I)^{-1} y = \sum_{n=1}^N \alpha_n k(x_n, x), \quad \alpha := (K + \sigma_y^2 I)^{-1} y$$

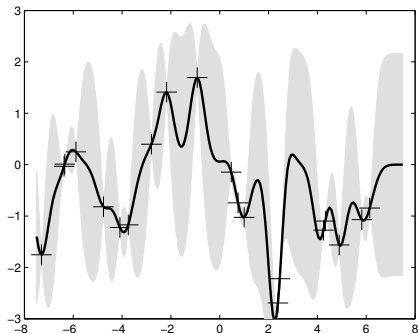
with

$$k_* := k(X, x)$$

# Example with Noise



$$(\ell, \sigma_f, \sigma_y) = (1, 1, 0.1)$$

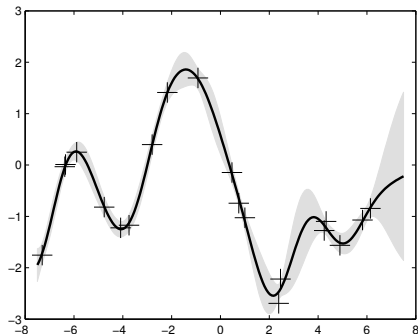


$$(\ell, \sigma_f, \sigma_y) = (0.3, 0.1?, 0.00005)$$

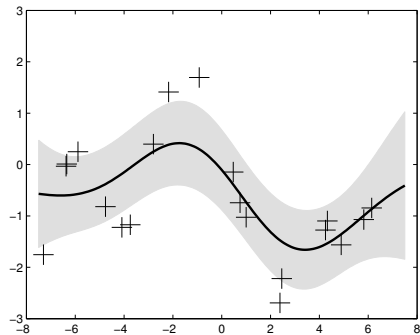
[Mur12, fig. 15.3]



# Example with Noise



$$(\ell, \sigma_f, \sigma_y) = (1, 1, 0.1)$$



$$(\ell, \sigma_f, \sigma_y) = (3, 1.16, 0.89)$$

[Mur12, fig. 15.3]



# Estimating Kernel Parameters

Either treating them as hyperparameters (grid search, random search) or maximize the marginal likelihood (empirical Bayes; grad. desc.).

Model:

$$p(y | X) = \mathcal{N}(y | 0, K + \sigma_y^2 I)$$

negative log likelihood:

$$L(\ell, \sigma_f) := -\log p(y | X)$$

$$= \frac{1}{2} y^T (K + \sigma_y^2 I)^{-1} y + \frac{1}{2} \log |K + \sigma_y^2 I| + \frac{N}{2} \log(2\pi)$$

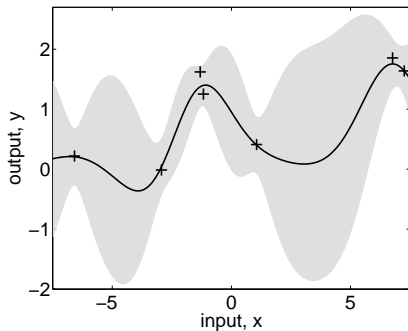
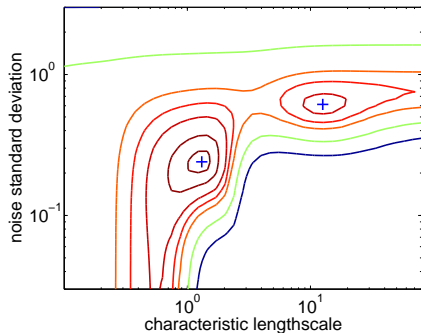
$$\frac{\partial L}{\partial \theta} = -\frac{1}{2} y^T (K + \sigma_y^2 I)^{-1} \frac{\partial K}{\partial \theta} (K + \sigma_y^2 I)^{-1} y + \frac{1}{2} \text{tr}((K + \sigma_y^2 I)^{-1} \frac{\partial K}{\partial \theta})$$

$$= -\frac{1}{2} \text{tr}((\alpha \alpha^T - (K + \sigma_y^2 I)^{-1}) \frac{\partial K}{\partial \theta})$$

with

$$\alpha := (K + \sigma_y^2 I)^{-1} y, \quad \theta = \ell, \sigma_f$$

# Local Minima for Kernel Parameters



lower left minimum:

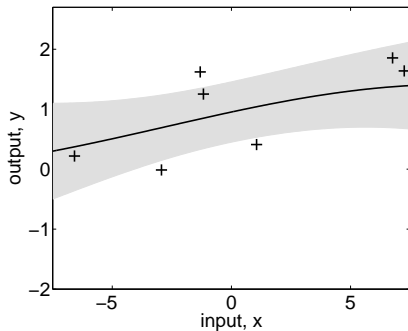
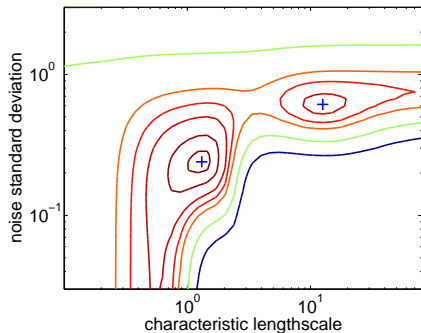
$$(\ell, \sigma_f) = (1, 0.2)$$

[Mur12, fig. 15.5]





# Local Minima for Kernel Parameters



upper right minimum:

$$(\ell, \sigma_f) = (10, 0.8)$$

[Mur12, fig. 15.5]



# Semi-parametric GPs

$$f(x) = \beta^T \phi(x) + r(x)$$

$$r(x) \sim \text{GP}(r \mid 0, k(X, X))$$

Assuming

$$\beta \sim \mathcal{N}(\beta \mid b, B), \quad \text{e.g., } b := 0, B := \sigma_\beta^2 I$$

yields just another GP

$$f(x) \sim \text{GP}(f \mid \phi(X)b, k(X, X) + \phi(X)B\phi(X)^T)$$

where

$$\phi(X) := (\phi(x_1), \dots, \phi(x_N))^T$$

# Outline

1. GPs for Regression

2. GPs for Classification

# Model

$$p(y | x) := s(y f(x)), \quad y \in \{+1, -1\}, s := \text{logistic}$$
$$f \sim \text{GP}(f | 0, K(X, X))$$

# Inference

Two-step inference:

1. infer latent score variable:

$$p(f_* | X, y, x_*) = \int p(f_* | X, x_*, f) p(f | X, y) df$$

2. infer target:

$$\pi_* := p(y_* = +1 | X, y, x_*) = \int s(f_*) p(f_* | X, y, x_*) df_*$$

Non Gaussians are analytically intractable.

- ↪ Gaussian approximation (**Laplace approximation**)
- ↪ **Expectation Propagation (EP)**
- ↪ further methods

# Posterior

$$p(f | X, y) = \frac{p(y | f)p(f | X)}{p(y | X)} \propto p(y | f)p(f | X)$$

$$\ell(f) = \log p(y | f) + \log p(f | X)$$

$$= \log p(y | f) - \frac{1}{2} f^T K^{-1} f - \frac{1}{2} \log |K| - \frac{N}{2} \log 2\pi$$

$$\nabla \ell(f) = \nabla \log p(y | f) - K^{-1} f$$

$$\nabla^2 \ell(f) = \nabla^2 \log p(y | f) - K^{-1}$$

for logistic:

$$\nabla \log p(y | f) = \frac{1}{2} (y + 1) - \pi$$

$$\nabla^2 \log p(y | f) = \text{diag}(-\pi \circ (1 - \pi)) =: W$$

at maximum:

$$\nabla \ell(f) = 0 \quad \implies \quad f = K \nabla \log p(y | f)$$

# Posterior

at maximum:

$$\nabla \ell(f) = 0 \quad \implies \quad f = K \nabla \log p(y | f)$$

Use Newton to find a maximum:

$$\begin{aligned} f^{(t+1)} &:= f^{(t)} - (\nabla^2 \ell)^{-1} \nabla \ell \\ &= f^{(t)} - (K^{-1} + W^{(t)})^{-1} (\nabla \log p(y | f) - K^{-1} f^{(t)}) \\ &= (K^{-1} + W^{(t)})^{-1} (W^{(t)} f^{(t)} + \nabla \log p(y | f)) \end{aligned}$$

eventually yielding the maximum posterior  $\hat{f}$ .

# Gaussian Approximation

$$p(f | X, y) \approx q(f | X, y) := \mathcal{N}(f | \hat{f}, (K^{-1} + W)^{-1})$$

using the Hessian as covariance matrix.



# Predictions

exact mean

$$\begin{aligned}
 E_p(f_* | X, y, x_*) &= \int E(f_* | f, X, x_*) p(f | X, y) df \\
 &= \int k(x_*)^T K^{-1} f p(f | X, y) df \\
 &= k(x_*)^T K^{-1} E(f | X, y)
 \end{aligned}$$

approximated mean:

$$E_q(f_* | X, y, x_*) = k(x_*)^T K^{-1} \hat{f}$$


variance:

$$\text{Var}_q(f_* | X, y, x_*) = k(x_*, x_*) - k_*^T (K + W)^{-1} k_*$$

predictions:

$$\bar{\pi}_* := E_q(\pi_* | X, y, x_*) = \int s(f_*) q(f_* | X, y, x_*) df_*$$

solve integral via MCMC or

probit approximation (Murphy 8.4.4.2) 

# Algorithm (Step 1)

<b>input:</b> $K$ (covariance matrix), $\mathbf{y}$ ( $\pm 1$ targets), $p(\mathbf{y} \mathbf{f})$ (likelihood function)	
2: $\mathbf{f} := \mathbf{0}$	initialization
<b>repeat</b>	Newton iteration
4: $W := -\nabla\nabla \log p(\mathbf{y} \mathbf{f})$	eval. $W$ e.g. using eq. (3.15) or (3.16)
$L := \text{cholesky}(I + W^{\frac{1}{2}}KW^{\frac{1}{2}})$	$B = I + W^{\frac{1}{2}}KW^{\frac{1}{2}}$
6: $\mathbf{b} := W\mathbf{f} + \nabla \log p(\mathbf{y} \mathbf{f})$	} eq. (3.18) using eq. (3.27)
$\mathbf{a} := \mathbf{b} - W^{\frac{1}{2}}L^{\top} \setminus (L \setminus (W^{\frac{1}{2}}K\mathbf{b}))$	
8: $\mathbf{f} := K\mathbf{a}$	
<b>until</b> convergence	objective: $-\frac{1}{2}\mathbf{a}^{\top}\mathbf{f} + \log p(\mathbf{y} \mathbf{f})$
10: $\log q(\mathbf{y} X, \theta) := -\frac{1}{2}\mathbf{a}^{\top}\mathbf{f} + \log p(\mathbf{y} \mathbf{f}) - \sum_i \log L_{ii}$	eq. (3.32)
<b>return:</b> $\hat{\mathbf{f}} := \mathbf{f}$ (post. mode), $\log q(\mathbf{y} X, \theta)$ (approx. log marg. likelihood)	

Algorithm 3.1: Mode-finding for binary Laplace GPC. Commonly used convergence

# Algorithm (Step 2)

**input:**  $\hat{\mathbf{f}}$  (mode),  $X$  (inputs),  $\mathbf{y}$  ( $\pm 1$  targets),  $k$  (covariance function),  
 $p(\mathbf{y}|\mathbf{f})$  (likelihood function),  $\mathbf{x}_*$  test input

$$2: W := -\nabla\nabla \log p(\mathbf{y}|\hat{\mathbf{f}})$$

$$L := \text{cholesky}(I + W^{\frac{1}{2}}KW^{\frac{1}{2}})$$

$$B = I + W^{\frac{1}{2}}KW^{\frac{1}{2}}$$

$$4: \bar{f}_* := \mathbf{k}(\mathbf{x}_*)^T \nabla \log p(\mathbf{y}|\hat{\mathbf{f}})$$

$$\text{eq. (3.21)}$$

$$\mathbf{v} := L \setminus (W^{\frac{1}{2}}\mathbf{k}(\mathbf{x}_*))$$

$$\left. \vphantom{\mathbf{v}} \right\} \text{eq. (3.24) using eq. (3.29)}$$

$$6: \mathbb{V}[f_*] := k(\mathbf{x}_*, \mathbf{x}_*) - \mathbf{v}^T \mathbf{v}$$

$$\bar{\pi}_* := \int \sigma(z) \mathcal{N}(z|\bar{f}_*, \mathbb{V}[f_*]) dz$$

$$\text{eq. (3.25)}$$

8: **return:**  $\bar{\pi}_*$  (predictive class probability (for class 1))

Algorithm 3.2: Predictions for binary Laplace GPC. The posterior mode  $\hat{\mathbf{f}}$  (which can be computed using Algorithm 3.1) is input. For multiple test inputs lines 4–7 are applied to each test input. Computational complexity is  $n^3/6$  operations once (line 3) plus  $n^2$  operations per test case (line 5). The one-dimensional integral in line 7 can be done analytically for cumulative Gaussian likelihood, otherwise it is computed using an approximation or numerical quadrature.

# Approximation Methods for Large Datasets

See recent literature:

- ▶ Filippone, M. and Engler, R. 2015.  
*Enabling scalable stochastic gradient-based inference for Gaussian processes by employing the Unbiased Linear System SolvEr (ULISSE)*, arXiv preprint arXiv:1501.05427. (2015).
- ▶ Dai, B., Xie, B., He, N., Liang, Y., Raj, A., Balcan, M.-F. and Song, L. 2014.  
*Scalable Kernel Methods via Doubly Stochastic Gradients*. arXiv:1407.5599 [cs, stat]. (Jul. 2014).
- ▶ Hensman, J., Fusi, N. and Lawrence, N.D. 2013.  
*Gaussian processes for big data*. arXiv preprint arXiv:1309.6835. (2013).

## Further Readings

- ▶ See also [Mur12, chapter 15].
- ▶ Conditioning Gaussians: [Mur12, section 4.3].
- ▶ Derivatives of inverse of a matrix etc., see, e.g., *The Matrix Cookbook*, [http://www.mit.edu/~wingated/stuff\\_i\\_use/matrix\\_cookbook.pdf](http://www.mit.edu/~wingated/stuff_i_use/matrix_cookbook.pdf)

# Some Matrix Derivatives

$$\partial(X^{-1}) = -X^{-1}(\partial X)X^{-1}$$

$$\partial(\log(|X|)) = \text{tr}(X^{-1}\partial X)$$

# References



Kevin P. Murphy.

*Machine learning: a probabilistic perspective.*

The MIT Press, 2012.