

Information Systems 2

4. Distributed Information Systems II: Web Services

Lars Schmidt-Thieme

Information Systems and Machine Learning Lab (ISMLL)
Institute for Business Economics and Information Systems
& Institute for Computer Science
University of Hildesheim
<http://www.ismll.uni-hildesheim.de>

Web Service Protocol Stack

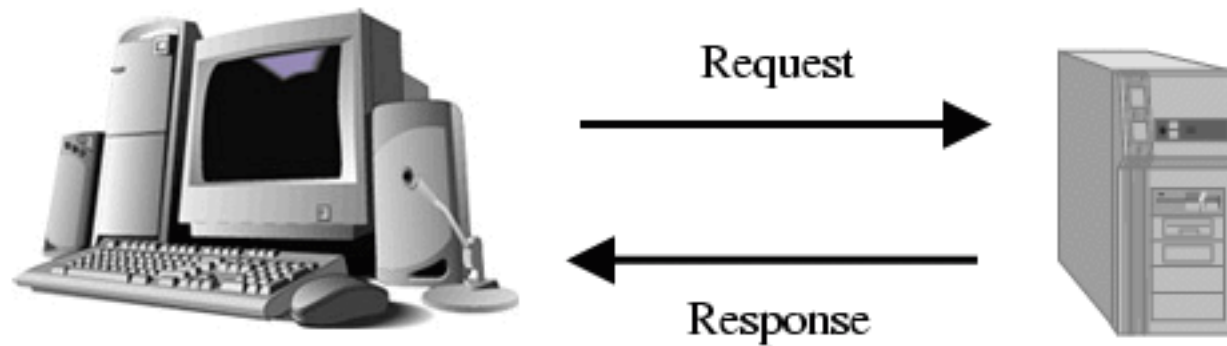
layer	task	examples
(Service) Transport Protocol	transport messages	HTTP, SMTP, FTP
(XML) Messaging Protocol	encode messages	XML-RPC, WS-Addressing, SOAP
(Service) Description Protocol	describe public interface	WSDL
(Service) Discovery Protocol	discover services	UDDI

1. Message Transport: HTTP

2. Message Encoding: SOAP

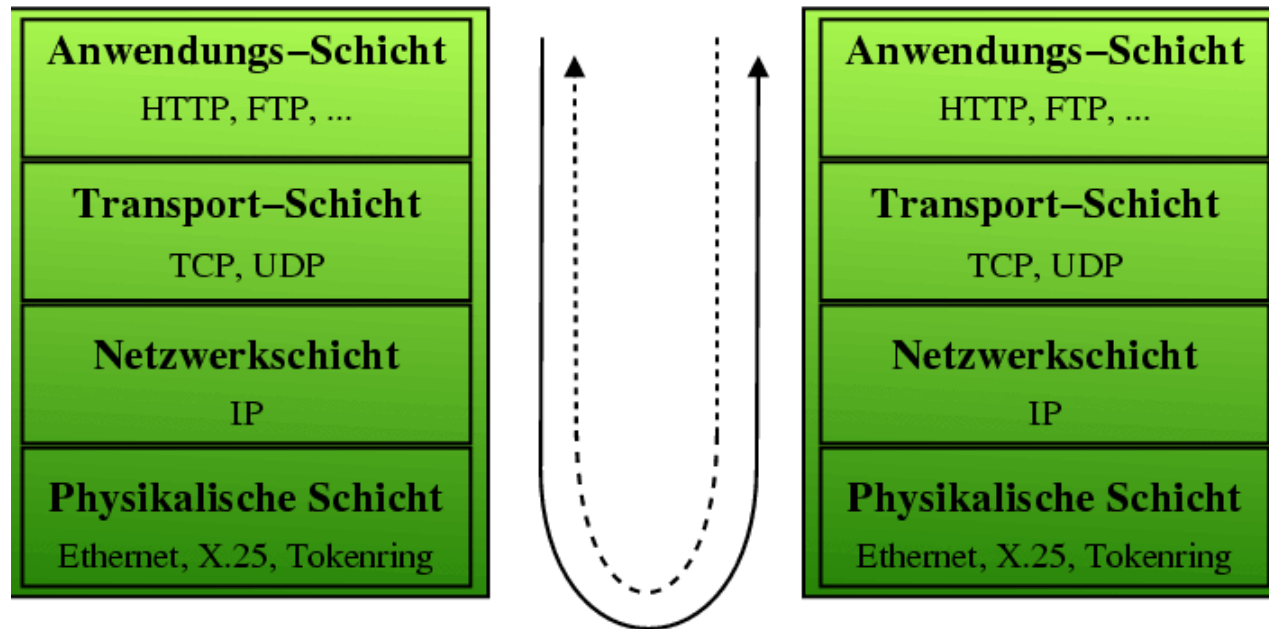
3. Implementing Web Services: Axis2 engine

Request and Response



Open Systems Interconnection Basic Reference Model (OSI Model)

Communication is structured in so-called **network layers**:



The full OSI model contains 7 layers:

application, presentation, session, transport,
network, data Link, and physical layer

some of which often are lumped together in 5 or 4 layers
as above.

Hypertext Transfer Protocol (HTTP)

- HTTP is a protocol for the exchange of information via a **request/response paradigm**.
- HTTP is coordinated by
 - W3C and
 - the Internet Engineering Task Force (IETF).
- Different versions of HTTP are described in a series of **Request for Comments (RFCs)**, most actually
 - HTTP 1.1 in RFC 2616 from June, 1999.
- HTTP messages consist of
 - a **response/request line**,
 - optional **header lines**
 - an **entity body**
(delimited by an empty line from the headers)

Hypertext Transfer Protocol (HTTP) / Syntax

$$\langle request \rangle := \langle request\ line \rangle$$
$$(\langle general\ header \rangle \mid \langle request\ header \rangle \mid \langle entity\ header \rangle)^*$$
$$\langle CRLF \rangle$$
$$\langle entity\ body \rangle$$
$$\langle response \rangle := \langle response\ line \rangle$$
$$(\langle general\ header \rangle \mid \langle response\ header \rangle \mid \langle entity\ header \rangle)^*$$
$$\langle CRLF \rangle$$
$$\langle entity\ body \rangle$$
$$\langle request\ line \rangle := \langle method \rangle \langle SP \rangle \langle request\ uri \rangle \langle SP \rangle \langle http\ version \rangle \langle CRLF \rangle$$
$$\langle response\ line \rangle := \langle http\ version \rangle \langle SP \rangle \langle status\ code \rangle \langle SP \rangle \langle reason\ phrase \rangle \langle CRLF \rangle$$

where $\langle SP \rangle$ denotes a space
and $\langle CRLF \rangle$ a newline.

Most common Request Headers

Host

server request is sent to.

From

client response originated from.

User-Agent

browser used on the client.

Accept, Accept-Charset, Accept-Encoding, Accept-Language

charset, encoding and language preferred by the client.

Referer

URI of resource containing the link to the request URI.

Authorization

login and password information.

If-modified-since

conditional request.

Most common Entity and General Headers

Entity headers:

Content-Encoding, Content-Length, Content-Type, Content-Language

encoding, length, type and language of content entity returned.

Last-modified

timestamp entity last has been modified.

Expires

timestamp until entity is valid.

General headers:

Date

date and time of request / response.

Request Methods

GET

- Requests the entity identified by the request URI.
- Signals that the resource should not be altered by the operations.

POST

- Submits data to the specified resource and requests a result entity in return.
- The data is sent in the entity body of the request.

PUT

- Uploads an entity for storage under the request URI.

DELETE

- Deletes the entity identified by the request URI.

as well as the more specialized methods HEAD, TRACE, OPTIONS and CONNECT.

HTTP Status Codes

The success of the request is signaled by a status code:

code	meaning
:	:
200	OK
201	Created
:	:
301	Moved Permanently
:	:
400	Bad Request
401	Unauthorized
402	Payment Required
403	Forbidden
404	Not Found
:	:
500	Internal Server Error
:	:

Example HTTP Headers

```
1 GET /index.html HTTP/1.1
2 Host: localhost:8090
3 User-Agent: Mozilla/5.0 (X11; U; Linux x86_64; en-US; rv:1.8.1.14) Gecko/20080410 SUSE/2.0.0.14-0.1 Firefox/2.0.0.14
4 Accept: text/xml,application/xml,application/xhtml+xml,text/html;q=0.9,text/plain;q=0.8,image/png,*/*;q=0.5
5 Accept-Language: en-us,en;q=0.5
6 Accept-Encoding: gzip,deflate
7 Accept-Charset: ISO-8859-1,utf-8;q=0.7,*;q=0.7
8 Keep-Alive: 300
9 Connection: keep-alive
```

Figure 3: Request by Firefox

```
1 GET /index.html HTTP/1.1
2 User-Agent: Mozilla/5.0 (compatible; Konqueror/3.5; Linux) KHTML/3.5.7 (like Gecko) SUSE
3 Accept: text/html, image/jpeg, image/png, text/*, image/*, */*
4 Accept-Encoding: x-gzip, x-deflate, gzip, deflate
5 Accept-Charset: utf-8, utf-8;q=0.5, */*;q=0.5
6 Accept-Language: en, de
7 Host: localhost:8090
8 Connection: Keep-Alive
```

Figure 4: Request by Konqueror

Example HTTP Headers

```
1 HTTP/1.1 200 OK
2 Server: Apache-Coyote/1.1
3 ETag: W/"10852-1213607922000"
4 Last-Modified: Mon, 16 Jun 2008 09:18:42 GMT
5 Content-Type: text/html
6 Content-Length: 10852
7 Date: Mon, 16 Jun 2008 20:59:45 GMT
8 Connection: keep-alive
9
10 <html lang="de">
11 <head>
12 ...
13 </head>
14 ...
15 </html>
```

Figure 5: Response by Tomcat

1. Message Transport: HTTP

2. Message Encoding: SOAP

3. Implementing Web Services: Axis2 engine

- SOAP defines a format for exchanging structured and typed information between peers in a decentralized, distributed environment, consisting of:
 - **Messaging Framework**: Processing Model, Extensibility Model, Protocol Binding Framework, Message Construct.
 - **Adjuncts**: SOAP Data Model, SOAP Encoding, SOAP RPC Representation, a Convention for Describing Features and Bindings, Message Exchange Patterns and Features, SOAP HTTP Binding.
- SOAP is an XML application. Its namespace is <http://www.w3.org/2003/05/soap-envelope>
- SOAP can use the XML Schema type system.
- SOAP is managed by the W3C, its actual version is SOAP 1.2 (April 27, 2007).
- SOAP originally was the acronym for *Simple Object Access Protocol*, but this name is no longer used.

Core SOAP Components

1. **SOAP Message Format:**
 - provides overall structure (**envelope**) of request/response messages.
2. **SOAP Data Model:**
 - conceptual type system for arguments and return values of procedures.
3. **SOAP Encoding:**
 - XML representation of the SOAP Data Model.
4. **SOAP Remote Procedure Calls (RPCs):**
 - how to specify method calls.
5. **SOAP HTTP Binding:**
 - how to transport SOAP messages via HTTP.

Only the SOAP Envelope is mandatory,
all other components can be replaced by other specifications
independently.

SOAP Messages

The root element of a SOAP message:

<Envelope>

Content: *<Header>* ?
<Body>

</Envelope>

The optional header carries information about the processing of the message by intermediary SOAP nodes.
(not handled here)

The mandatory body element:

- contains any number of children elements.
- which are web service-specific
(i.e., not described by SOAP!).

SOAP Data Model (1/2)

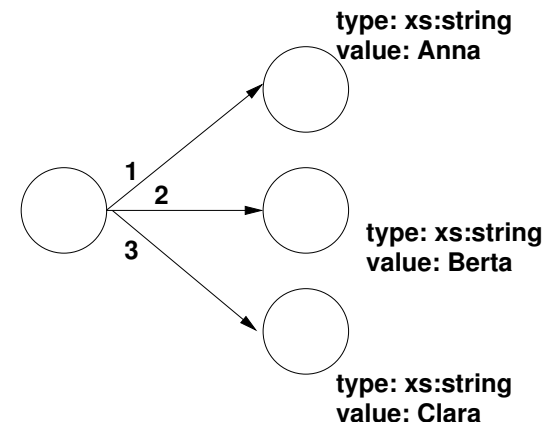
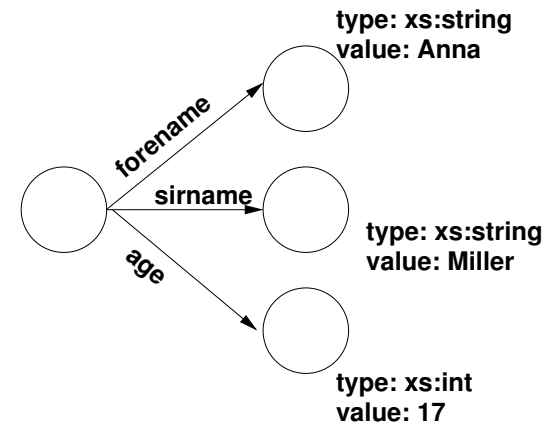
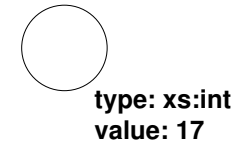
The SOAP data model models data items as **directed labeled graphs**.

It contains the following data items:

simple value: a simple lexical value.
a node with a **lexical value** and an optional **XML schema type**.

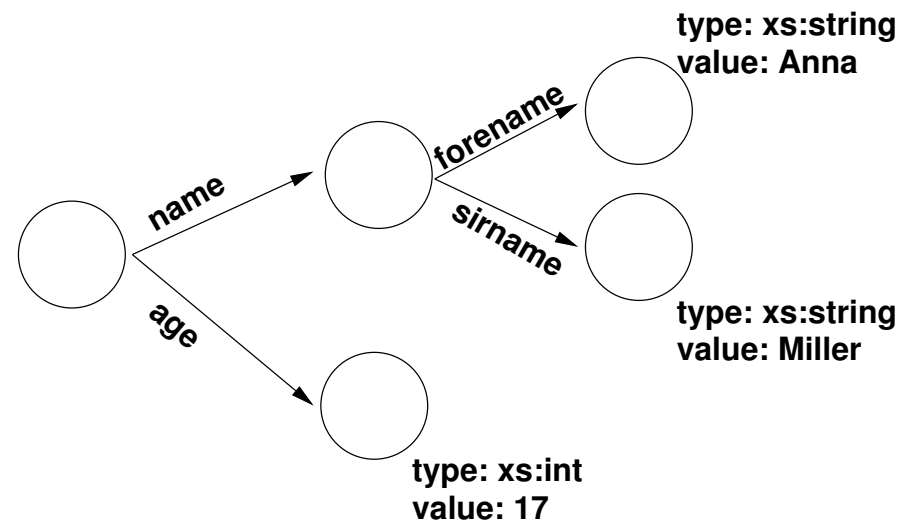
struct: a compound of named parts.
a node with **labeled outgoing edges**.

array: a compound of indexed parts.
a node with **numbered outgoing edges**.



SOAP Data Model (2/2)

The target nodes of structs and arrays can be any valid SOAP data items, i.e., simple values as well as themselves structs or arrays.



SOAP Encoding

The SOAP encoding provides a representation for SOAP data instances as XML:

- Each **edge** of a SOAP data instance is represented as **element**. Its name is the label of the edge (structs) or arbitrary (arrays).
- The **SOAP type** of the target node (optionally) can be expressed by the attribute
nodeType
as: “simple”, “struct” or “array”.
- **Simple values** of target nodes are expressed as **character content** of the edge element, their type by the attribute
xsi:type



type: xs:int
value: 17

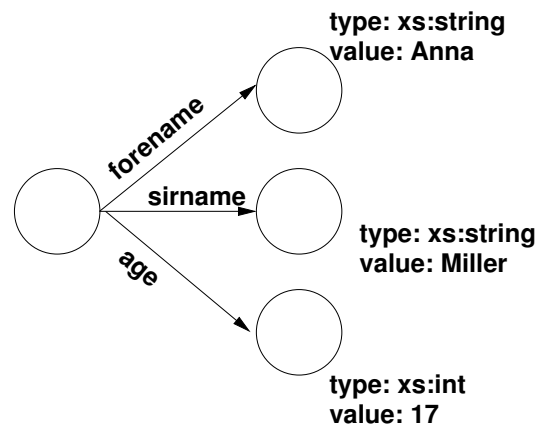
`<XXX enc:nodeType="simple" xsi:type="xs:int">17</XXX>`

The names for the SOAP encoding primitives belong to the namespace

<http://www.w3.org/2003/05/soap-encoding>

SOAP Encoding / Structs

- **Structs** as target nodes are expressed as **sequence of outgoing named edges**.

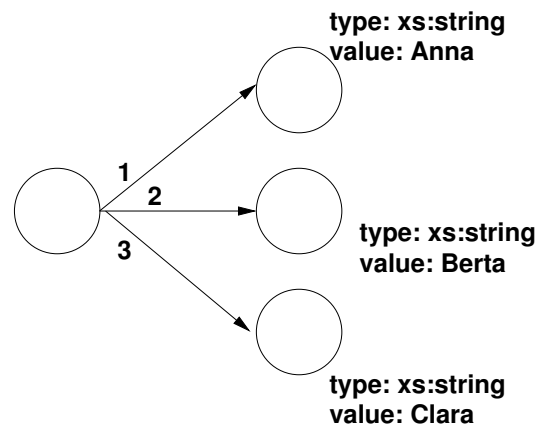


```
1 <XXX enc:nodeType="struct" xmlns:app="http://www.ismll.de/examples/soap/encoding1">
2   <app:forename enc:nodeType="simple" xsi:type="xs:string">Anna</app:forename>
3   <app:sirname enc:nodeType="simple" xsi:type="xs:string">Miller</app:sirname>
4   <app:age enc:nodeType="simple" xsi:type="xs:int">17</app:age>
5 </XXX>
```

SOAP Encoding / Arrays

- **Arrays** as target nodes are expressed as **sequence of unnamed edges**.
- The element name is arbitrary, the position denotes the index.
- The type of the array element and the size of the array can be specified by the attributes

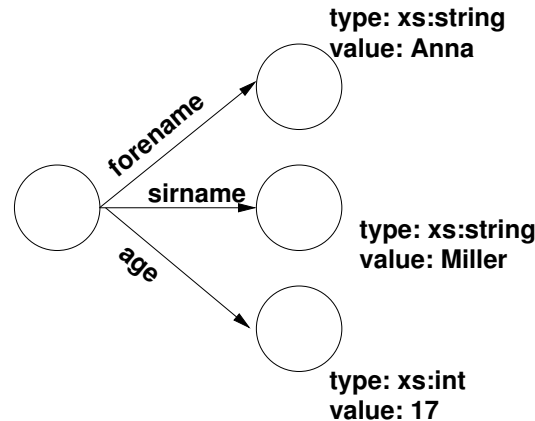
itemType
arraySize



```
1 <XXX enc:nodeType="array" enc:itemType="xs:string" enc:arraySize="3">
2   <Y>Anna</Y>
3   <Y>Berta</Y>
4   <Y>Clara</Y>
5 </XXX>
```

SOAP Encoding / References

- Instead of provided as element content, target nodes can also be pointed to by the attribute `ref`
- For each `ref`, there must an element with attribute `id` having the same value in the same envelope.



```

1 <XXX enc:nodeType="struct" xmlns:app="http://www.ismll.de/examples/soap/encoding1">
2   <app:forename enc:ref="Annas forename"/>
3   <app:sirname enc:ref="Anna/sirname"/>
4   <app:age enc:ref="v13"/>
5 </XXX>
6 <Y enc:id="Annas forename" enc:nodeType="simple" xsi:type="xs:string">Anna</Y>
7 <Y enc:id="Anna/sirname" enc:nodeType="simple" xsi:type="xs:string">Miller</Y>
8 <Y enc:id="v13" enc:nodeType="simple" xsi:type="xs:int">17</Y>

```

SOAP Encoding / env:encoding-style

To signal that a data item has been encoded using the SOAP encoding, one has to set the attribute `env:encoding-style` to the namespace URI

<http://www.w3.org/2003/05/soap-encoding>

Do not confuse this setting with the namespace setting for the names of the SOAP encoding namespace.

SOAP Remote Procedure Calls (RPC)

To invoke an SOAP RPC, the following information is needed:

- The address of the target SOAP node.
- A procedure or method name.
- Arguments passed to the procedure as identity/value pairs.
- Property values of the binding.
- Header data (optional).

The namespace for SOAP rpc primitives is

<http://www.w3.org/2003/05/soap-rpc>

SOAP Remote Procedure Calls (RPC)

An **RPC invocation** is encoded as single struct with the in or in/out arguments as parts, i.e.:

- Encoded as element in the SOAP body.
The name of the element is the name of the procedure called.
- Each in or in/out argument as outgoing edge named by the argument name, i.e., as nested element.

An **RPC response** is encoded as single struct with the out or in/out arguments and the result as parts:

- Encoded as element in the SOAP body.
The name of the element is arbitrary.
- Each out or in/out argument as edge named by the argument name.
- If the result type is not void, an outgoing edge named
`rpc:result`

Example / Request

Assume there is a webservice at the address
“http://localhost:8080/axis2/services/CalculatorService” offering a
procedure “add” that takes two integer arguments “i1” and “i2”
and returns the sum of both values.

To invoke this service, we could sent the following SOAP
message:

```
1 <?xml version="1.0" encoding="utf-8"?>
2 <env:Envelope xmlns:env="http://www.w3.org/2003/05/soap-envelope"
3   xmlns:xs="http://www.w3.org/2001/XMLSchema"
4   xmlns:xsi="http://www.w3.org/2001/XMLSchema-instance"
5   xmlns:enc="http://www.w3.org/2003/05/soap-encoding"
6   xmlns:calc="http://ismll.de/examples/soap/Calculator">
7 <env:Body>
8   <calc:add env:encodingStyle="http://www.w3.org/2003/05/soap-encoding">
9     <calc:i1 enc:nodeType="simple" xsi:type="xs:int">7</calc:i1>
10    <calc:i2 enc:nodeType="simple" xsi:type="xs:int">8</calc:i2>
11  </calc:add>
12 </env:Body>
13 </env:Envelope>
```

Figure 14: A simple SOAP request.

Example / Response

The service could respond with the following SOAP message:

```
1 <?xml version="1.0" encoding="utf-8"?>
2 <env:Envelope xmlns:env="http://www.w3.org/2003/05/soap-envelope"
3   xmlns:xs="http://www.w3.org/2001/XMLSchema"
4   xmlns:xsi="http://www.w3.org/2001/XMLSchema-instance"
5   xmlns:enc="http://www.w3.org/2003/05/soap-encoding"
6   xmlns:calc="http://ismll.de/examples/soap/Calculator"
7   xmlns:rpc="http://www.w3.org/2003/05/soap-rpc">
8 <env:Body>
9   <calc:response env:encodingStyle="http://www.w3.org/2003/05/soap-encoding">
10     <rpc:result enc:nodeType="simple" xsi:type="xs:int">15</rpc:result>
11   </calc:response>
12 </env:Body>
13 </env:Envelope>
```

Figure 15: A simple SOAP response.

SOAP HTTP Binding

SOAP allows different underlying protocols for transporting the message.

The most common one is HTTP via the POST method:

- Usually with media-type **application/soap+xml** (specified in the HTTP header field **Content-Type**).

Practically, to send our SOAP request message, we could use a download tool such as wget:

```
wget --post-file=request-manual-all.xml  
--header='Content-Type: application/soap+xml'  
http://localhost:8080/axis2/services/CalculatorService
```

(The HTTP header field “SOAPAction” from SOAP 1.1 is obsolete in SOAP 1.2. The action optionally can be encoded as the action feature of the MIME type.)

A remark about SOAP 1.1

In older examples you will also find the old SOAP v1.1 namespace identifiers

```
http://schemas.xmlsoap.org/soap/envelope/  
http://schemas.xmlsoap.org/soap/encoding/
```

that should no longer be used.

1. Message Transport: HTTP

2. Message Encoding: SOAP

3. Implementing Web Services: Axis2 engine

Implementing a Web Service

SOAP tells you how to use a web service technically, when you know,

- where it is,
- which methods it offers and
- with which signatures.

SOAP does not tell you at all how to implement a web service.

How to implement a web service depends on the **web service engine**, e.g.,

- Apache Axis2, <http://ws.apache.org/axis2/>
(v1.5.1, Oct. 2009)

Installing Apache Axis2

```
unzip axis2-1.4-bin.zip
cd axis2-1.4/
chmod a+x bin/axis2server.sh
./bin/axis2server.sh
```

Now the Axis2 engine is running on port 8080.

You can get a list of deployed web services by visiting

<http://localhost:8080/>

with a web browser.

Deploying a Web Service in Axis2 (1/2)

A minimal web service implementation is made from just two files:

1. The implementation `Calculator.java`:

```
1 public class Calculator {  
2     public int add(int i1, int i2) {  
3         return i1 + i2;  
4     }  
5  
6     public int subtract(int i1, int i2) {  
7         return i1 - i2;  
8     }  
9 }
```

2. An Axis-specific **webservice descriptor** `services.xml`:

```
1 <service name="CalculatorService" scope="application" targetNamespace="http://ismll.de/examples/soap/Calculator">  
2     <description>Calculator</description>  
3     <messageReceivers>  
4         <messageReceiver mep="http://www.w3.org/2004/08/wsdl/in-only"  
5             class="org.apache.axis2.rpc.receivers.RPCInOnlyMessageReceiver"/>  
6         <messageReceiver mep="http://www.w3.org/2004/08/wsdl/in-out"  
7             class="org.apache.axis2.rpc.receivers.RPCMessageReceiver"/>  
8     </messageReceivers>  
9     <schema schemaNamespace="http://ismll.de/examples/soap/Calculator"/>  
10     <parameter name="ServiceClass">Calculator</parameter>  
11 </service>
```

Deploying a Web Service in Axis2 (2/2)

Web services can be archived in **Axis archives** (.aar; jar-archives):

- containing the classes in the root and
- the webservice descriptor `services.xml` in the subdirectory `META-INF`.

```
> jar tf Calculator.aar
META-INF/
META-INF/MANIFEST.MF
Calculator.class
META-INF/services.xml
```

Axis archives can be deployed by simply copying them to the **Axis2 services repository**:

```
> cp Calculator.aar ~/ws/axis2-1.4/repository/services/
```

References

- [ZTP05] Olaf Zimmermann, Mark Tomlinson, and Stefan Peuser. *Perspectives on Web Services — Applying SOAP, WSDL and UDDI to Real-World Projects*. Springer, 2005.